

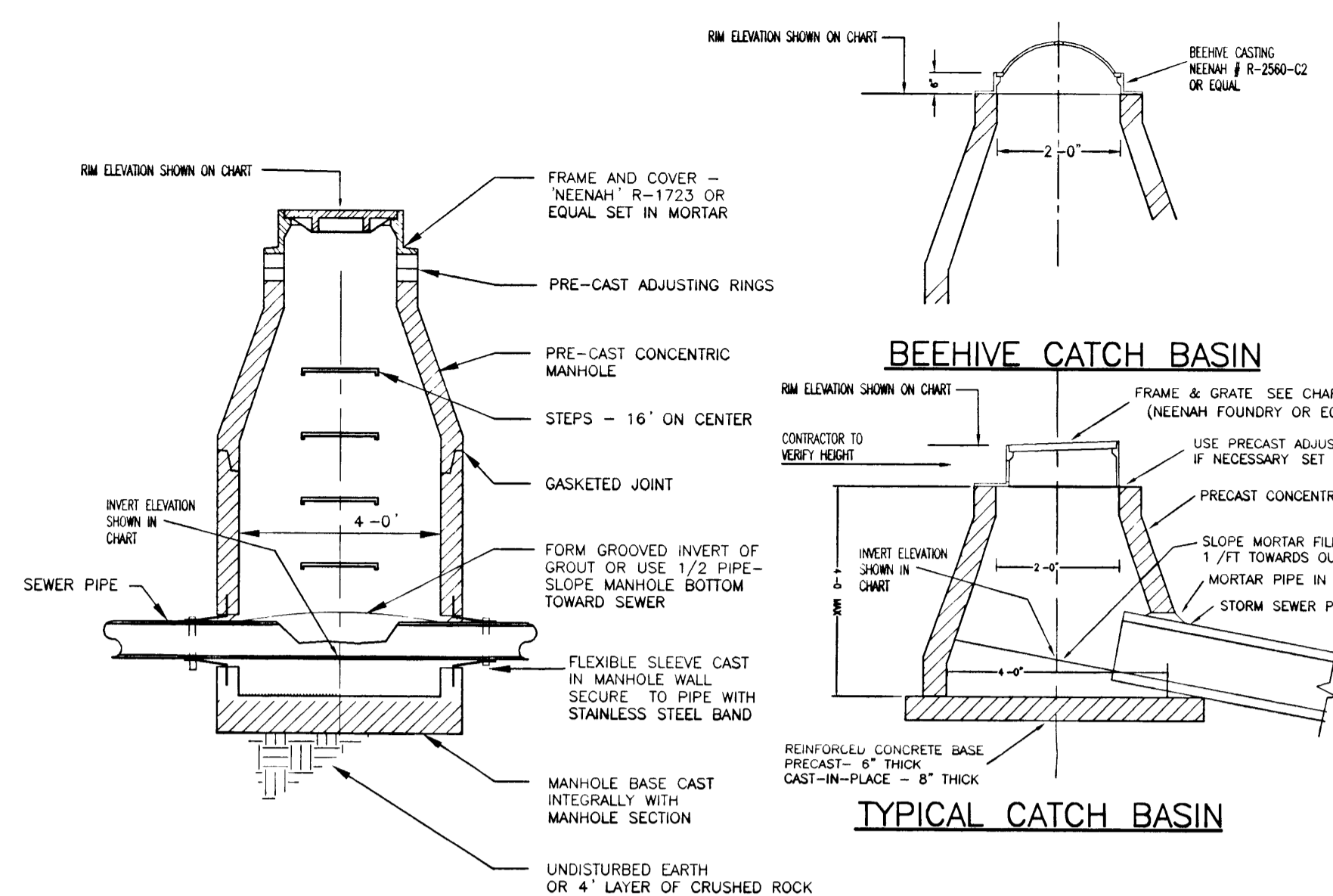
A

B

C

D

E



TYPICAL MANHOLE

GENERAL NOTES

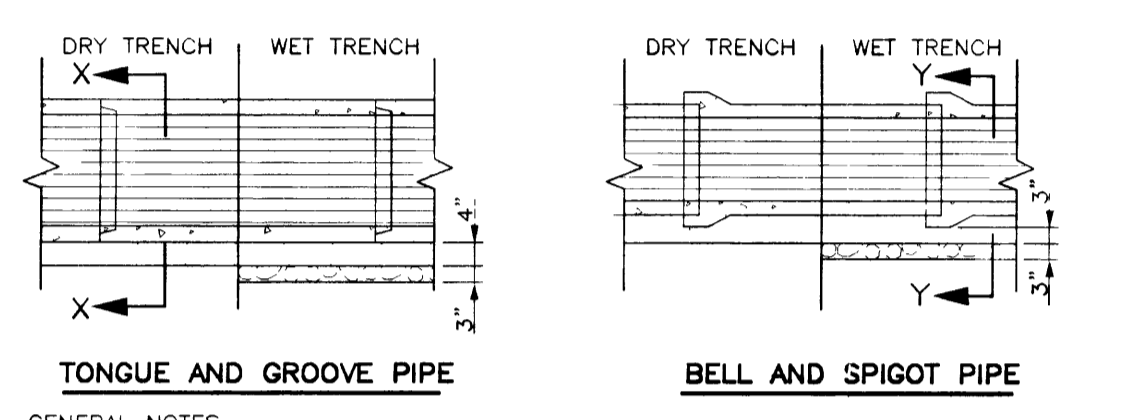
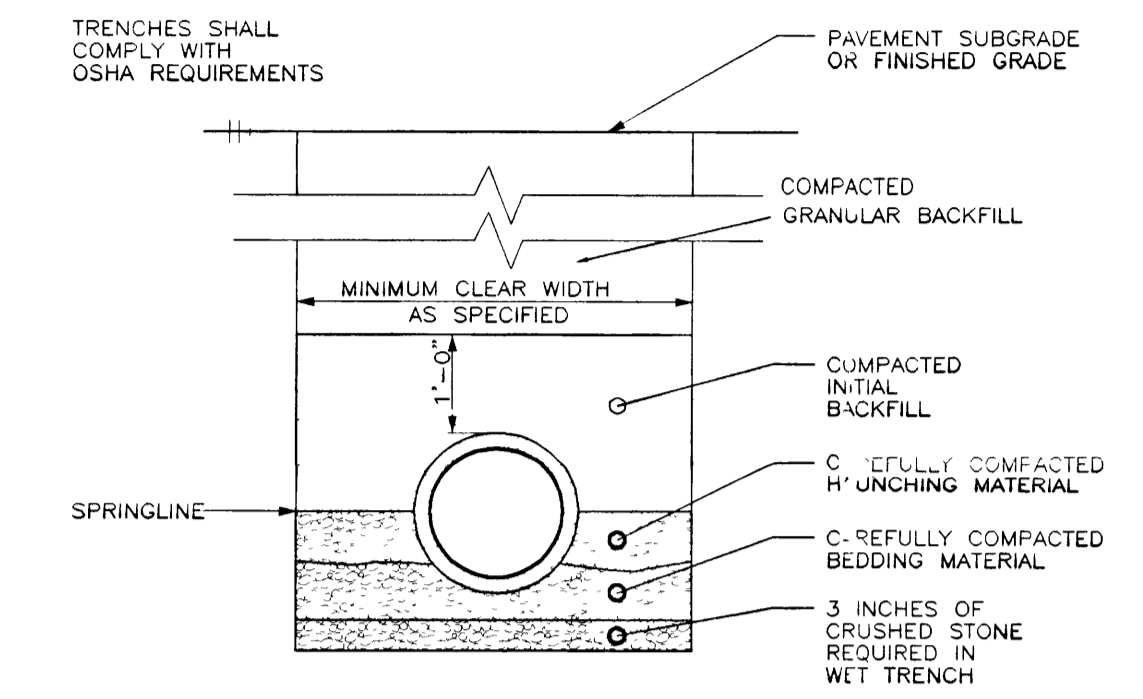
- 1 DETAILS OF CONSTRUCTION, MATERIALS AND WORKMANSHIP NOT SHOWN ON THIS DRAWING SHALL CONFORM TO THE PERTINENT REQUIREMENTS OF THE STANDARD SPECIFICATIONS AND THE APPLICABLE SPECIAL CONDITIONS
- 2 DETAILED DRAWINGS FOR PROPOSED ALTERNATE DESIGNS FOR UNDERGROUND STRUCTURES SHALL BE SUBMITTED TO THE ENGINEER FOR APPROVAL PROVIDING THAT SUCH ALTERNATE DESIGNS MAKE PROVISION FOR EQUIVALENT CAPACITY AND STRENGTH
- 3 PRECAST REINFORCED BASES SHALL BE PLACED ON A BED OF MATERIAL AT LEAST 6 INCHES IN DEPTH, WHICH MEETS THE REQUIREMENTS FOR GRANULAR BACKFILL. THIS BEDDING SHALL BE COMPACTED AND PROVIDE UNIFORM SUPPORT FOR THE ENTIRE AREA OF THE BASE
- 4 ECCENTRIC CONE TOPS SHALL BE USED ON ALL STRUCTURES 5 FEET OR GREATER IN DEPTH, AND FLAT TOPS SHALL BE USED ONLY ON STRUCTURES LESS THAN 5 FEET IN DEPTH, UNLESS DIRECTED BY THE ENGINEER
- 5 PRECAST REINFORCED CONCRETE RISERS MAY BE PLACED WITH TONGUE UP OR DOWN
- 6 ALL PRECAST INLET UNITS SHALL CONFORM TO THE PERTINENT REQUIREMENTS OF AASHTO DESIGNATION M 199
- 7 DROP CONNECTIONS SHALL BE USED WHEN THE PIPE INVERT IS MORE THAN 2 FEET ABOVE THE MANHOLE INVERT

PRECAST REINFORCED CONCRETE MANHOLE DETAIL
SCALE: NONE

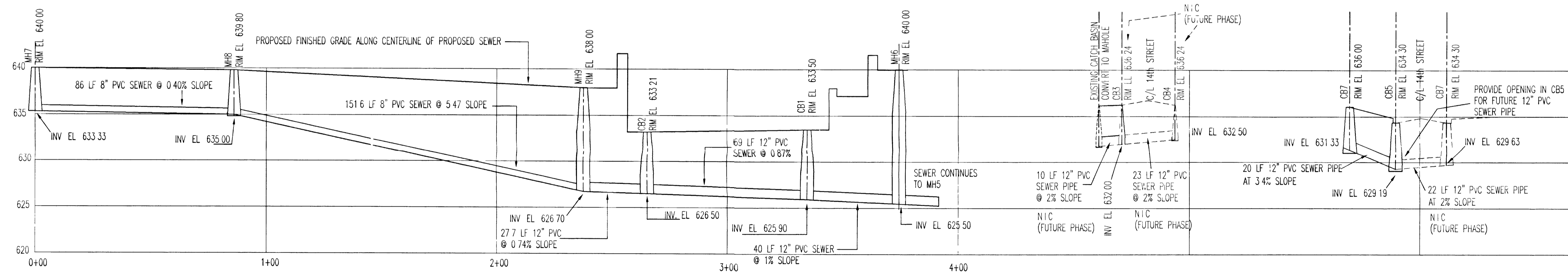
GENERAL NOTES

- 1 DETAILS OF CONSTRUCTION NOT SHOWN ON THIS DRAWING SHALL CONFORM TO ASTM D2321
- 2 CLASS II EMBEDMENT MATERIAL SHALL BE CLEAN COARSE-GRAINED SOILS WITH LITTLE TO NO FINES. NO PARTICLES LARGER THAN 1 1/2 INCHES SHALL BE USED IN THE PIPE EMBEDMENT
- 3 WHERE HYDRAULIC GRADIENT EXISTS USE A WELL-GRADED MIXTURE TO MINIMIZE MIGRATION OF FINES FROM ADJACENT SOIL
- 4 CLASS II MATERIAL IS SUITABLE AS A FOUNDATION AND FOR REPLACING OVER-EXCAVATED AND UNSTABLE TRENCH BOTTOM. INSTALL AND COMPACT IN 6-INCH MAXIMUM LAYERS
- 5 INSTALL AND COMPACT BEDDING IN 6-INCH MAXIMUM LAYERS. LEVEL FINAL GRADE BY HAND. MINIMUM DEPTH 4 INCH (6 INCH IN ROCK CUTS)
- 6 INSTALL AND COMPACT HAUNCHING IN 6-INCH MAXIMUM LAYERS. WORK IN AROUND PIPE BY HAND TO PROVIDE UNIFORM SUPPORT
- 7 INSTALL AND COMPACT INITIAL BACKFILL TO A MINIMUM OF 6 INCH ABOVE PIPE CROWN
- 8 EMBEDMENT COMPACTION: MINIMUM DENSITY 85% STANDARD PROCTOR. USE HAND TAMPERS OR VIBRATORY COMPACTORS

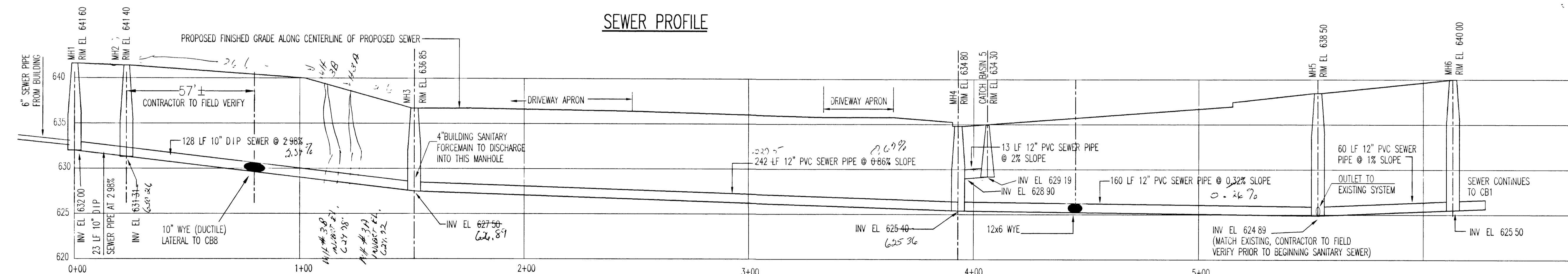
CLASS II - FLEXIBLE PIPE EMBEDMENT DETAIL
SCALE: NONE



- GENERAL NOTES
- 1 BEDDING AND HAUNCHING MATERIAL SHALL BE WELL-GRADED 3/4" TO 1/4" INCH CRUSHED STONE OR OTHER NONE COHESIVE MATERIAL NOT SUBJECT TO MIGRATION AND FREE OF DEBRIS, ORGANIC MATERIAL AND LARGE STONES
 - 2 BEDDING MATERIAL TO BE PLACED BEFORE SETTING PIPE, 4 INCH MINIMUM UNDER BARREL WITH 3 INCH MINIMUM UNDER BELL
 - 3 INITIAL BACKFILL SHALL BE DENSELY COMPACTED, NON-COHESIVE FINELY DIVIDED MATERIAL FREE OF DEBRIS, ORGANIC MATERIAL AND LARGE STONES
 - 4 IN ROCK OR OTHER INCOMPRESSIBLE MATERIALS THE TRENCH SHALL BE OVEREXCAVATED A MINIMUM OF 6-INCHES AND REFILLED WITH GRANULAR MATERIAL
- CLASS "B" EMBEDMENT FOR RIGID PIPE DETAIL
SCALE: NONE



SEWER PROFILE



SEWER PROFILE

NOT PLOTTED
TO SCALE

