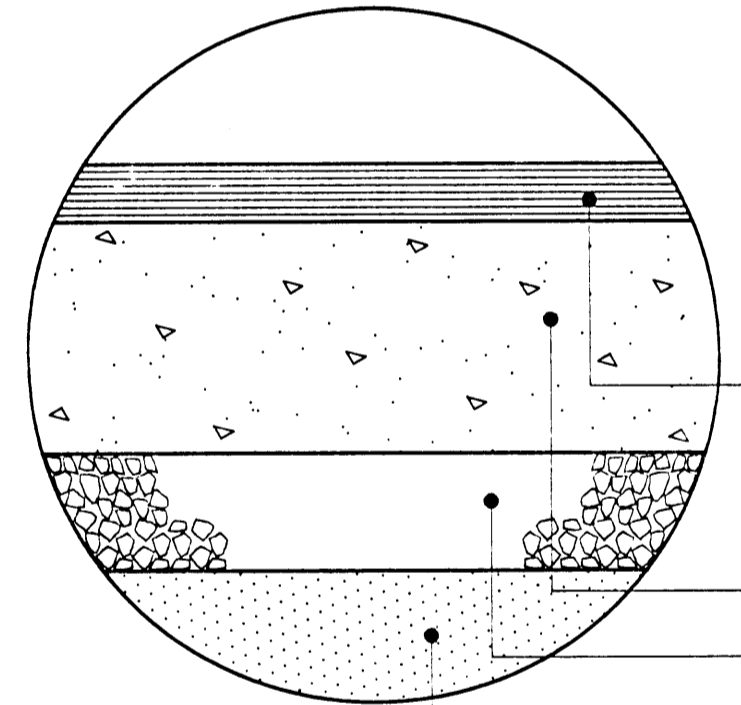


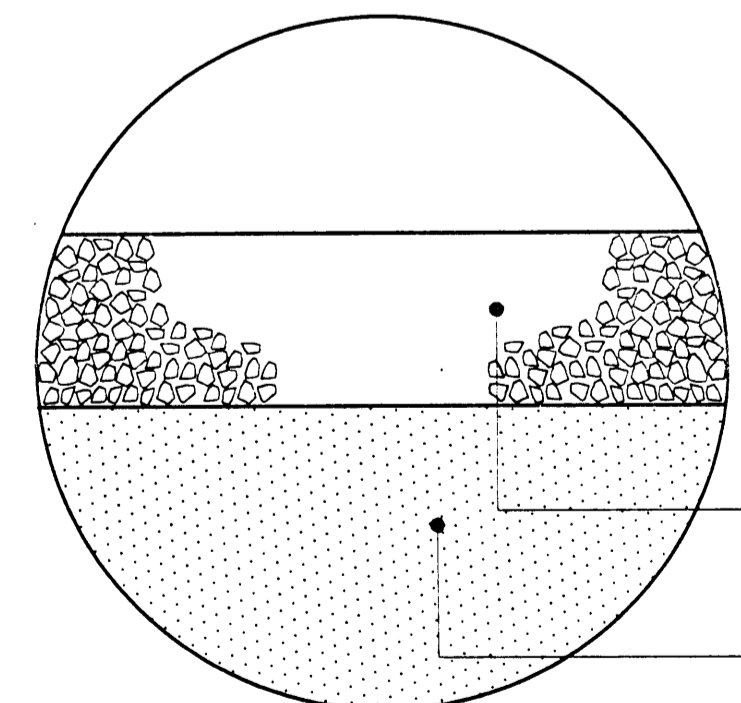
LEGEND:

	EXISTING	PROPOSED
STORM SEWER		
SANITARY SEWER		
CULVERT		
GAS MAIN		
WATER MAIN		
BURIED TELEPHONE		
FENCE		
POWER POLE LINE		
TELEPHONE POLE LINE		
JOINT TELEPHONE AND POWER ON POLES		
GUY ANCHOR		
LIGHT		
TELEPHONE PEDESTAL		
MANHOLE OR CATCH BASIN		
TELEPHONE MANHOLE		
POWER MANHOLE		
BURIED POWER		
BURIED FIBER OPTIC LINE		

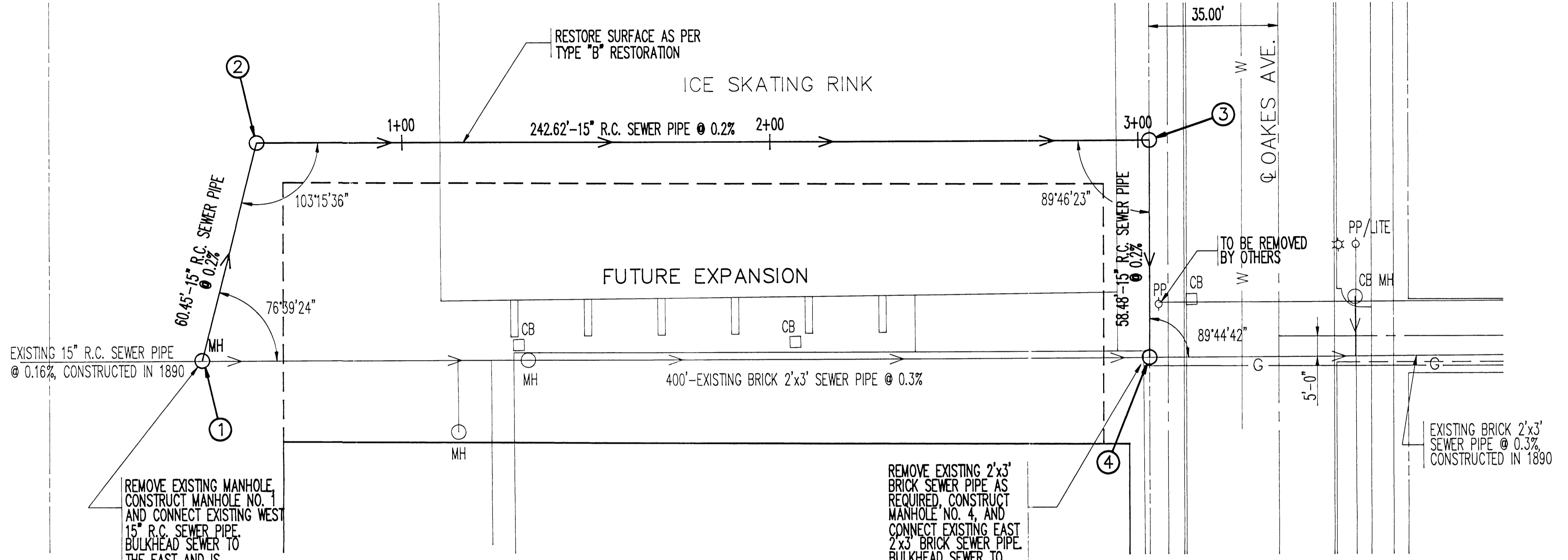
NOTE: AS PER SEC. 3.1.1(a)
 NORMAL TRENCH WIDTH (W) FOR
 PERMANENT PAVEMENT.
 W = PIPE DIA. PLUS 2'-0" (SAND & AGG.)
 W = PIPE DIA. PLUS 3'-0" (CONC.)
 W = PIPE DIA. PLUS 4'-0" (ASPHALT)




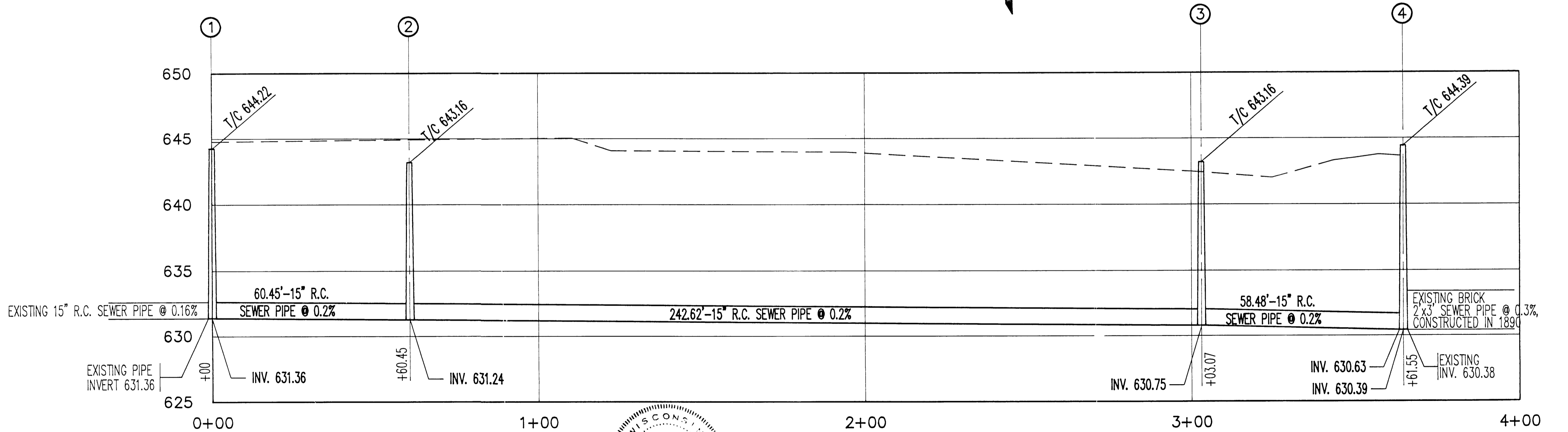
TYPE "A" RESTORATION
 FROM STA. 6+99 TO 7+30
 FROM STA. 10+42 TO 10+74



TYPE "B" RESTORATION
 FROM STA. 0+00 TO 3+61
 FROM STA. 4+85 TO 6+99



SCALE:
 HORIZONTAL 1" = 20'
 VERTICAL 1" = 5'



TITLE: **PLAN & PROFILE
 MANHOLE NO. 1 TO NO. 4**

DES: JBB	DR: LAR	APPROVED: <i>JmP</i>	LHB Project No. 89278
CHK: DJP	CHK: JBB		

Sheet No. 2 of 4 Sheets