RLK KUUSISTO LTD
Duluth MN
Ham Lake MN
Hibbing MN
Minnetonka, MN
Phone (218) 280-8828
Fax (218) 280-8869
www.rlk-kuusisto.com
4011 West First Street • Suite 3 • Duluth MN 55807

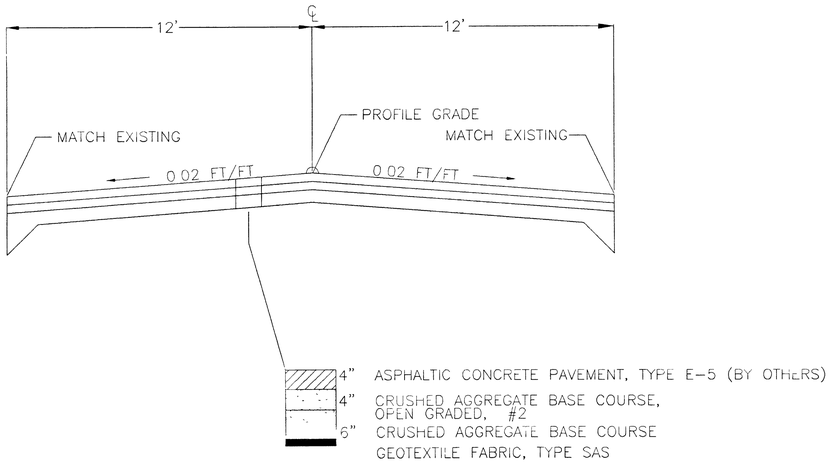

TYPICAL SECTION NO. 1

NORTH 20TH AVENUE
STA 0+75 TO 2+40
STA 2+90 TO 4+50

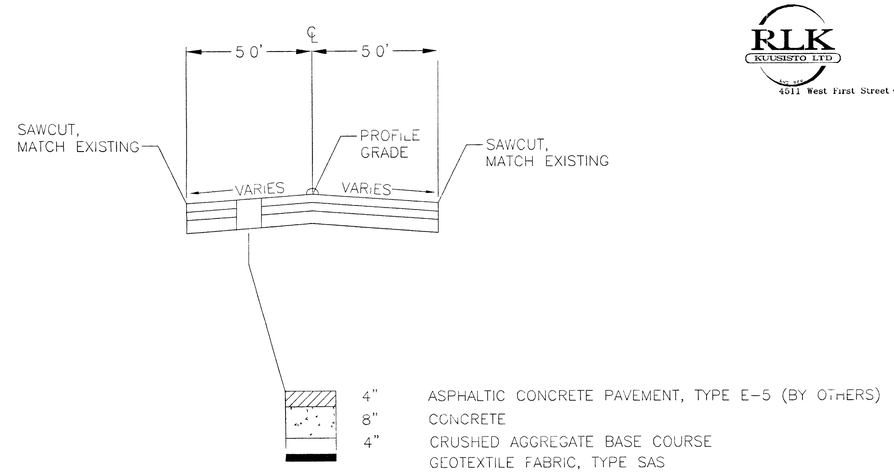

TYPICAL SECTION NO. 2

WYOMING AND NORTH 20TH AVENUE INTERSECTION
STA 2+40 TO 2+80

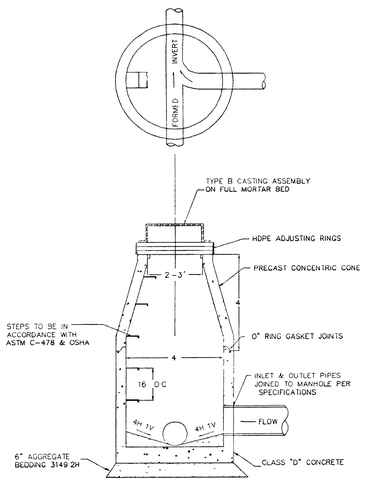

MANHOLE SHALL BE PRECAST IN ACCORDANCE WITH ASTM C-478

SANITARY SEWER MANHOLE
DESIGN 4007C

FLAT TOP SLAB MAY BE USED FOR 5-0 AND 6-0 DIA MANHOLES

ADJUST FRAME TO GRADE WITH BRICK OR CONCRETE RINGS OF VARIABLE THICKNESS MAXIMUM RING HEIGHT=6 MINIMUM RING HEIGHT=2" CONCRETE RINGS SHALL BE REINFORCED WITH ONE LINE OF STEEL CENTERED WITHIN THE RING WHERE NECESSARY RINGS SHALL BE GROOVED TO RECIEVE STEP

CONCRETE AND STEEL REINFORCEMENT SHALL CONFORM TO DESIGNATION C-478 REQUIREMENTS OF ASTM SPECIFICATIONS

JOINTS SHALL BE WATERTIGHT AND SHALL BE MADE USING MORTAR OR BUTYL RUBBER GASKETS FOR STORM AND BUTYL RUBBER GASKETS FOR SANITARY MANHOLES

AREA OF CIRCUMFERANTIAL STEEL=0.12 SQ. INCH PER LINEAL FOOT

SPACE BETWEEN PIPE AND PRECAST MANHOLE WALL TO BE FILLED WITH BRICK AND MORTARED IN PLACE EXCEPT THAT AN APPROVED FLEXIBLE WATERTIGHT PIPE TO MANHOLE SEAL IS REQUIRED FOR ALL FLEXIBLE SANITARY SEWER CONNECTIONS. THE ANNULAR SPACE BETWEEN THE PIPE AND MANHOLE WALL SHALL BE FILLED WITH FLEXIBLE BUTYL RUBBER GASKET MATERIAL BELOW SURFACE OF BENCH OR SPRINGLINE

3. STONE CUSHION UNDER BASE IS REQUIRED ONLY ON WET SUB-GRADE

PROVIDE A MINIMUM 1/2" DIA HOLE FOR LEAKAGE TEST NOT GREATER THAN 2' ABOVE LOWEST PIPE

BENCH SLOPE=STORM MANHOLE .1" PER FOOT
=SANITARY MANHOLE 2" PER FOOT

TABLE NO 1

PIPE DIA	MANHOLE DIA	WALL THICKNESS
8 THRU 27"	3-6	4 1/2
30"	4-0	5
36"	5-0	6
42"	6-0	7"

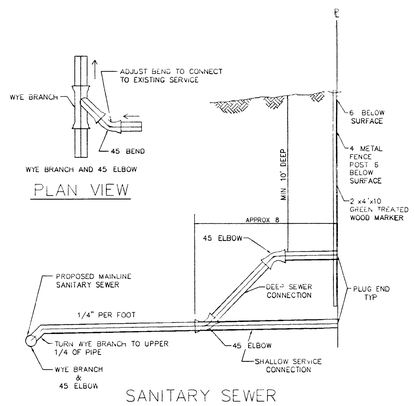

SANITARY SEWER
SERVICE CONNECTION

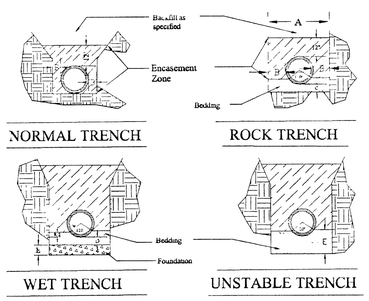

1 Dimensions.
A Maximum pay width - O.D. Pipe + 24"
B Minimum - 6"
C 6" Below barrel
D 3" Below barrel
E Determined by engineer

2 Encasement zone shall not contain stone over 2 inch cinders, refuse, lumber, frozen earth, or other objectional material
3 Bedding material may be sand or gravel containing no stones larger than 2 inch size
4 Foundation shall be uniform 1 inch to 1 1/2 inch washed or crushed stone

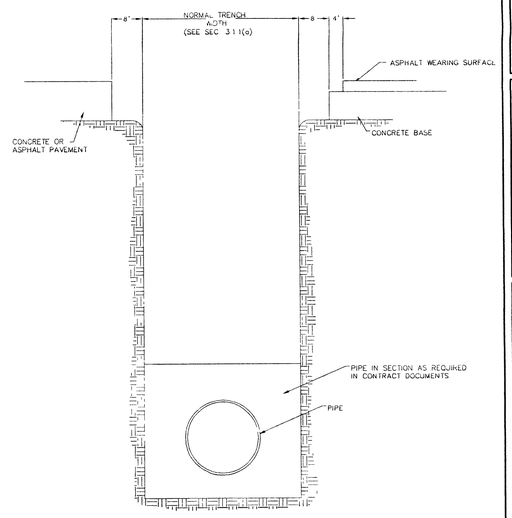

TYPICAL CUT PAVEMENT
TRENCH SECTION

REFERENCE SECTION 2.2.6

NOTES

1) UTILITY WORK SHALL BE CONSTRUCTED PER THE "STANDARD SPECIFICATIONS FOR SEWER AND WATER CONSTRUCTION"

2) "WET TRENCH" CONDITIONS ARE EXPECTED BEDDING AND FOUNDATION MATERIAL WILL BE REQUIRED

3) SANITARY SERVICE CONNECTION TO THE EXISTING HOME SHALL BE DYE TESTED TO CONFIRM

4) CONTRACTOR RESPONSIBLE FOR FINISH GRADING COORDINATE WITH CITY OF SUPERIOR PAVING CREW TO COMPLETE JUST PRIOR TO PAVING

Call 48 Hours before digging
DIGGERS HOTLINE
WI Toll Free 1-800-242-8511

This drawing and information contained herein is the exclusive property of Architectural Resources Inc and shall not be used in any manner without the express written consent of Architectural Resources Inc

ARCHITECTURAL RESOURCES • INC.
• ARCHITECTURE
• ENGINEERING
• LANDSCAPE ARCHITECTURE
• INTERIOR DESIGN

WEB SITE www.arinn.com

704 EAST HOWARD STREET
HIBBING MINNESOTA 55746
PHONE 218-263-6868
FAX 218-722-6803
EMAIL archres@arinn.com

126 EAST SUPERIOR STREET
DULUTH, MINNESOTA 55802
PHONE 218-727-8181
FAX 218-727-8183
EMAIL archres@cpinternet.com

1323 BROADWAY STREET
SUPERIOR, WISCONSIN 54880
PHONE 715-398-0437
FAX 218-727-8183
EMAIL archres@cpinternet.com

OUR SAVIOR'S
LUTHERAN CHURCH
ADDITION & REMODEL

1924 WYOMING AVE.
SUPERIOR WISCONSIN

PROJECT NO 01-157
DATE 5 AUG 2003
DRAWN
REVISIONS

STATE OF WISCONSIN
GLENN L. EVANOFF
ENGINEER
NO. 31
EXPIRES 12/31/03

C
2.0