

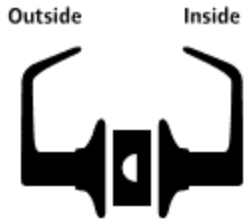
## Door Hardware

<b>A</b>	Hardware by aluminum door manufacturer. Entry set, crash bar, pivots, closer with overhead stop, weather stripping, threshold.
<b>B</b>	Hardware by aluminum door manufacturer. Key card entry, crash bar, pivots, closer with overhead stop, weather stripping, threshold
<b>C</b>	Entry lockset, 3 pairs heavy duty butt hinges, closer with coordinator, door mounted astragal, (2) armor plates, weather stripping, silencers, threshold
<b>D</b>	Entry lockset, 3 heavy duty butt hinges, armor plate, weather stripping, threshold, overhead stop
<b>E</b>	Passage set, 3 heavy duty butt hinges, kick plate, closer, wall or overhead stop as required
<b>F</b>	Passage set, 3 heavy duty butt hinges, kick plate, wall stop
<b>G</b>	Classroom set, 3 heavy duty butt hinges, kick plate, wall or overhead stop
<b>H</b>	Passage set with separate thumb turn deadbolt operated from outside the room, 3 heavy duty butt hinges, kick plate, wall stop
<b>I</b>	Privacy set, 3 heavy duty butt hinges, kick plate, wall stop
<b>J</b>	Hardware by aluminum door manufacturer. Passage set, (3) aluminum butt hinges, closer with overhead stop, sound gasketing, door sweep
<b>K</b>	45 min fire rated door with passage set, 3 heavy duty butt hinges, armor plate, closer
<b>L</b>	Passage set, key card access on pull side, 3 heavy duty butt hinges, closer with overhead stop, kick plate
<b>M</b>	J with classroom lockset
<b>N</b>	Alarmed exit door, hardware by aluminum door manufacturer, crash bar with alarm, pivots, closer with overhead stop, weather stripping, threshold
<b>O</b>	E with sound gasketing and door sweep
<b>P</b>	Classroom set, (4) heavy duty butt hinges, armor plate, wall stop
<b>Q</b>	45 min fire rated door with storeroom set, 3 heavy duty butt hinges, armor plate, closer with coordinator, door mounted astragal

## Lock Functions

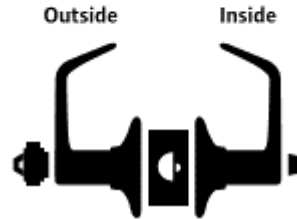
### Passage Latch

- Both levers always unlocked.
- Inside lever always free for immediate egress.



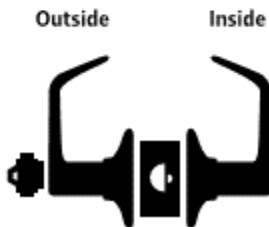
### Entrance Lock

- Turn/push-button locking: Pushing and turning button locks outside lever, requiring use of a key until the button is manually unlocked.
- Push-button locking: Push-button locks the outside lever until it is unlocked by key or by turning the inside lever.
- Inside lever always free for immediate egress.



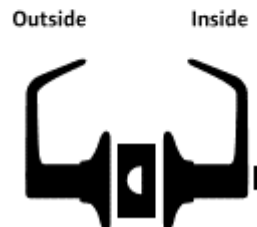
### Classroom Lock

- Outside lever is locked and unlocked by key.
- Inside lever is always unlocked.
- Inside lever always free for immediate egress.



### Bath/Bedroom Privacy Lock

- Push-button locking.
- Can be unlocked from outside with small screwdriver.
- Turn inside lever or close door to release button.
- Inside lever always free for immediate egress.



### Exit Lock

- Blank plate outside.
- Inside lever always unlocked.
- Inside lever always free for immediate egress.
- Specify door thickness.

