

PAINT COLORS

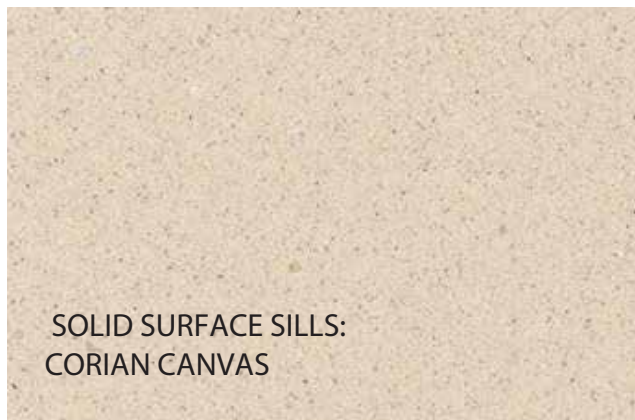


CT-3A :
DAL TILE MATTE PEARL WHITE & URBAN PUTTY ACCENT
GROUT: LATICRETE 85 ALMOND



CT-3B : DAL TILE MATTE PEARL WHITE & SEMI GLOSS GARDEN SPOT ACCENT
GROUT: LATICRETE 85 ALMOND

W5 COLORS



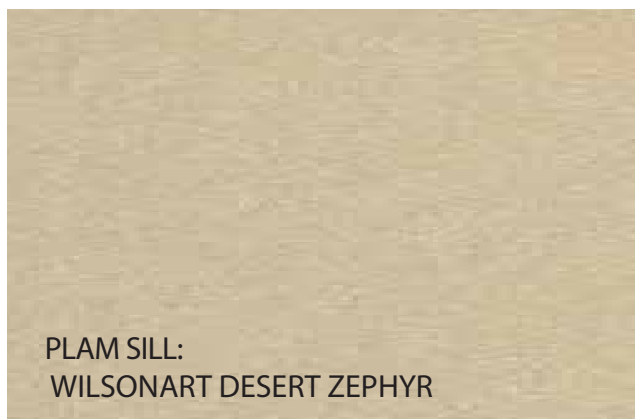
SOLID SURFACE SILLS:
CORIAN CANVAS



COUNTER: ZODIAQ PAPYRUS



COUNTER:
WILSONART 4841-60 DESERT ZEPHYR
EDGE BANDING:
MATCHING BY CHARTER
INDUSTRIES



PLAM SILL:
WILSONART DESERT ZEPHYR



RECEPTION DESK
WILSONART 7964K-12 SKYLINE WALNUT



CABINETS:
WILSONART 4888-38 RUSTIC SLATE
EDGE BANDING:
MATCHING BY CHARTER INDUSTRIES OR
SLATE GREY IF MATCHED BANDING IS
UNAVAILABLE



FRP: GLASBORD
66 SILVER

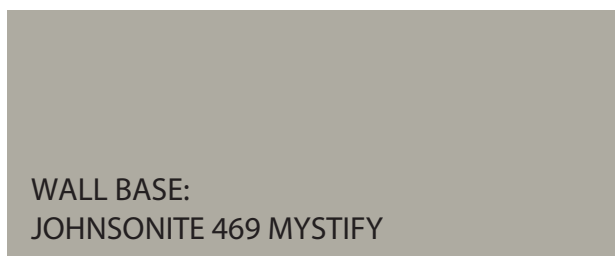


RECEPTION DESK ACCENT:
WILSONART PEWTER BRUSH




SLIDING DOOR:
RA-100

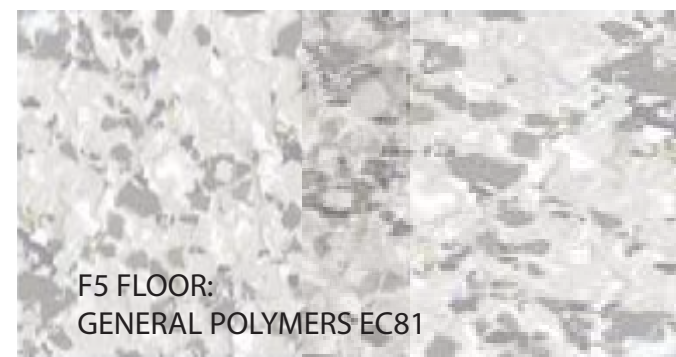
RA-100



WALL BASE:
JOHNSONITE 469 MYSTIFY

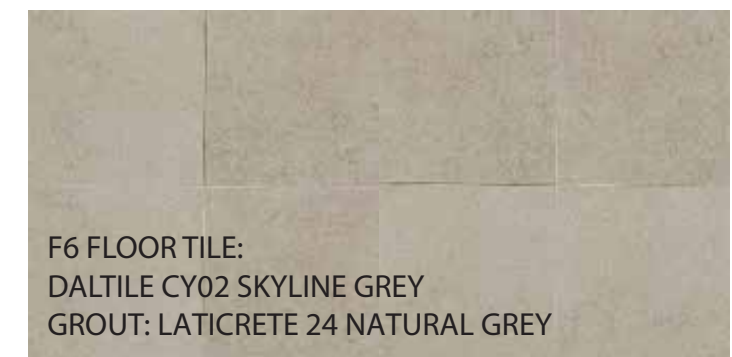


F1 & F2 FLOOR:
MANNINGTON
MINERAL GRAY



F5 FLOOR:
GENERAL POLYMERS EC81

WALL BASE
DAL TILE CY02 SKYLINE GREY
6X12 COVE
GROUT: LATICRETE 24 NATURAL GREY



F6 FLOOR TILE:
DAL TILE CY02 SKYLINE GREY
GROUT: LATICRETE 24 NATURAL GREY